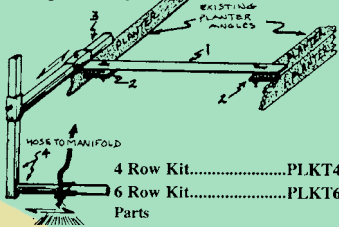


IMPLEMENT MOUNTED SPRAY KITS

ROW PLANTER KITS

Kits come complete with mounting hardware, hose, clamps & fittings, less tips.

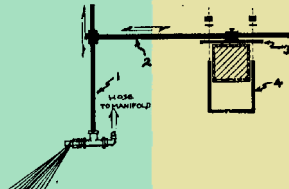


Description	Part#	List price
4 Row Kit	PLKT4R	\$
6 Row Kit	PLKT6R	752.80

QuickJet Dripless Bodies Add \$14.00 Per Row

Replacement Parts		
#1 Cross Mount Arm	PLKTPT1	100.91
#2 Clamp Iron	PLKTPT2	30.74
#3 Horizontal Arm	PLKTPT3	100.46
#4 Drop Boom	PLKTPT4	100.46

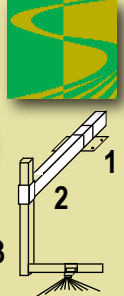
ROD STYLE KIT



Description	Part#	List Price
4 Row Kit	DK4R	\$446.63
6 Row Kit	DK6R	616.77
8 Row Kit	DK8R	775.48
QuickJet Dripless Bodies Add \$14.00 per Row		
Replacement Parts		
#1 Drop Rod	DKPT1	28.55
Arm	DKPT2	51.95
#3 D.K. Plate	DKPT3	38.27
#4 U-Bolt	DKPT4	14.83

List Price
Please Apply Discount

TUBING STYLE KIT



Description	Part#	List Price
4 Row Kit	DK4RNS	\$ 351.73
6 Row Kit	DK6RNS	468.57
8 Row Kit	DK8RNS	585.42

Replacement Parts		
1. Mount Bracket	DKNSPT-1	\$77.01
2. Arm	DKNSPT-2	\$100.46
3. Nozzle Arm	DKNSPT-3	\$100.46

CHEM MIXER KITS



Come complete with Tank, Stand, 2" Valve, 2" Tee & 1 1/2" or 2" Barbs.

Part#	Description	List Price
CM15112*	15 gal. with 1 1/2" plumbing	\$ 354.52
CM15200*	15 gal. with 2" plumbing	354.52
CM30112*	30 gal. with 1 1/2" plumbing	376.11
CM30200*	30 gal. with 2" plumbing	398.17
CM60112*	60 gal. with 1 1/2" plumbing	428.50
CM60200*	60 gal. with 2" plumbing	450.57

*To Add Rinse Gun & Return Line to Chem Mixer Kit- Add RS to end of part # & add \$95.00 to list price.

VENTURI KITS for Pressure side of pump



BANJO KIT # MIS220HBAK Unassembled \$558.00
Includes necessary parts for pressure side applications



MVH220 - Flanged Polypropylene
Best from our testing

List Price \$ 135.00



2" Venturi part#107079 List Price \$ 165.54

For using chem mixer on discharge side of pump, chemicals will not go through pump. Our Testing Indicates that this venturi works good if you have a strong pump 5.5HP or Better. Full 2" Flow Required!



VNTU-200 List Price \$ 415.00

In our testing, this venturi worked the good, however, we still would recommend full 2" plumbing in & out. Better 17.5" Long, 5.0" Tall, 2" MPT

