



DIAPHRAGM PUMPS

HIGH PRESSURE DIAPHRAGM PUMPS		Max. RPM	Max. GPM	Max. PSI	Price
9910-D813	3 Diaphragm Pump - 1 1/4" Barb inlet, 3/4" NPT outlet, 1 3/8" 6 splined male shaft extension. Select shaft kit or gearbox.	550	21.4	725	\$1,761.30
9910-D813GRGI	3 Diaphragm Pump - assembled w/ gearbox 9910-KIT1642 and control 9910-VDR50 form mounting on 11HP gas engines.	3600	21.4	725	\$3,015.84
9910-D1064	4 Diaphragm Pump - 1 1/2" Barb inlet, 3/4" NPT outlet, 1 3/8" 6 splined male shaft extension. Select shaft kit or gearbox.	550	27.9	725	\$1,995.11
9910-D1064GRGI	4 Diaphragm Pump - assembled w/ gearbox 9910-KIT1642 and control 9910-VDR50 for mounting on 18HP gas engines.	3600	27.9	725	\$3,249.65
9910-D1265	5 Diaphragm Pump - 1 1/2" Barb inlet, 3/4" NPT outlet. 1 3/8" 6 splined male shaft extension. Select shaft kit or gearbox.	550	33.3	725	\$3,025.11
9910-D1516	6 Diaphragm Pump - 1 1/2" Barb inlet, 3/4" NPT outlet. 1 3/8" 6 splined male shaft extension. Select shaft kit or gearbox.	550	39.8	725	\$3,392.82



MEDIUM PRESSURE DIAPHRAGM PUMPS		Max. RPM	Max. GPM	Max. PSI	Price
9910-D252	2 Diaphragm Pump - 1 1/4" Barb inlet, 1" Barb outlet, 3/4" solid keyed shaft	650	6.1	290	\$798.25
9910-D252GRGI	2 Diaphragm (semi-hydraulic) Pump - 3/4" Barb inlet, 3/8" Barb outlet, 3/4" hollow shaft, gear reduced for 3HP gas engine.	2800	6.1	290	\$1,105.19
9910-D252GRGI58	2 Diaphragm (semi-hydraulic) Pump - 3/4" Barb inlet, 3/8" Barb outlet, 5/8" hollow shaft, gear reduced for 3HP gas engine.	3600	5.5	290	\$1,105.19
9910-D252GRGIAP	2 Diaphragm (semi-hydraulic) Pump - 3/4" Barb inlet, 3/8" barb outlet, 5/8" thru shaft, gear reduced for 3HP gas engine	2800	6.1	290	\$1,105.19
9910-D30	2 Diaphragm Pump - 1" Barb inlet, 1/2" Barb outlet	550	9.0	580	\$998.07
9910-D30AP-A	Same pump as 9910-D30 w/ 3/4" solid thru shaft, select shaft kit w/ base or gear reduction	550	9.0	580	\$1,065.02
9910-D30GRGI	2 Diaphragm Pump - 1" Barb inlet, 1/2" Barb outlet, assembled w/ gearbox 9910-KIT1640 and control 9910-GS40GI for mounting on 5HP gas engine.	3600	9.0	580	\$1,879.75
9910-D30-B-GRGI	Same pump as 9910-D30GRGI w/ Buna-N diaphragms	3600	9.0	580	\$1,791.17
9910-D303	3 Diaphragm Pump - 1" Barb inlet, 1/2" Barb outlet, flanged shaft for kit attachment.	550	7.9	580	\$1,032.06
9910-D303GRGI	3 Diaphragm Pump - 1" Barb inlet, 1/2" barb outlet, assembled w/ gearbox 9910-KIT1640 and control 9910-GS40GI for mounting on 5 - 6HP gas engine	3600	7.9	580	\$1,879.75
9910-D403	3 Diaphragm Pump - 1" Barb inlet, 1/2" Barb outlet, flanged shaft for kit attachment	550	10.6	580	\$1,032.06
9910-D403GRGI	3 Diaphragm Pump - 1" Barb inlet, 1/2" Barb outlet, assembled w/ gearbox 9910-KIT1640 and control 9910-GS40GI for mounting on 5 - 6 HP gas engine.	3600	10.6	580	\$1,879.75



HONDA ENGINES

List Price
Please Apply Discount

Part#	Description	Price
GX160UT1 HX2	5.5HP, 3/4" keyed shaft, 6 to 1 gear reduction	\$993.20
GX160UT1-QX2	5.5HP, 3/4" keyed shaft, manual start	\$773.00
GX160UT-QXE2	5.5HP, 3/4" keyed shaft, electric start	\$1,042.60
GX160UT-TXE2	5.5HP, 5/8" threaded shaft, electric start	\$1,447.00
GX160UT-TX2	5.5HP, 5/8" threaded shaft, manual start	\$850.00
GX200UT-QX2	6.5HP, 3/4" keyed shaft, manual start	\$866.00
GX240UT1-QA2	8HP, 1" keyed shaft, manual start	\$1,204.00
GX240UT1-QAE2	8HP, 1" keyed shaft, electric start	\$1,438.00
GX270UT-QA2	9HP, 1" keyed shaft, manual start	\$1,252.00
GX270UT-QAE2	9HP, 1" keyed shaft, electric start	\$1,484.00
GX340UT1-QA2	11HP, 1" keyed shaft, manual start	\$1,420.00
GX340UT1-QAE2	11HP, 1" keyed shaft, electric start	\$1,650.00
GX390UT1-QA2	13HP, 1" keyed shaft, manual start	\$1,479.00
GX390UT1-QAE2	13HP, 1" keyed shaft, electric start	\$1,705.00



NEW













KOHLER

Call to Inquire



DIAPHRAGM PUMPS

DIAPHRAGM CONTROL UNITS

Part#	Description	Max. GPM	Max. PSI	Price	
9910-KIT1990	Control unit for Model 9910-D252. Includes relief valve, pressure/ bypass selector, 5/8" barb bypass port & 3/8" barb outlet	6	290	\$126.69	
9910-GS40GI	Control unit for Models 9910-D30 & D50. Includes pressure gauge, high pressure relief valve, complete by-pass lever, two 1/2" barb outlets w/ individual shut-offs & 3/4" barb by-pass	21	580	\$279.13	
9910-GR40	Control unit for Models 9910-D303 & D403. Includes adjustable high pressure relief valve, complete bypass lever, 2 1/2" pressure gauge, two 1/2" barb outlets w/ individual shut-offs & 5/8" barb bypass	11	580	\$344.02	
9910-KIT1741	Remote mounting kit for 9910-GS40GI or 9910-GR40 control units. Includes mounting bracket, bolts and hose barb			\$60.77	
9910-RM40	Control unit for Model 9910-D503. Includes high pressure relief valve, complete by-pass knob, two 1/2" barb outlets w/ individual shut-offs & 1" barb by-pass. Unit can be either direct or remote mounted	24	580	\$344.02	
9910-KIT1897	Remote mounting kit for 9910-RM40 control unit. Includes mounting bracket, bolts and hose barb			\$152.44	
9910-GS50GI	Remote mounted control unit for Models 9910-D813, D1064, D1265 & D1516. Includes pressure gauge, high pressure relief valve, complete by-pass lever, three 1/2" barb outlets w/ individual shut-offs & 1" barb by-pass	48	725	\$545.90	
9910-KIT1742	Remote mounting kit for 9910-GS50GI control unit. Includes mounting bracket, bolts & hose barb			\$105.06	
9910-VDR50	Control unit for Models 9910-D503, D813, D1064 & D1265. Includes pressure gauge, high pressure relief valve, complete by-pass lever, two 1/2" barb outlets w/ individual shut-offs & 1" barb by-pass. For additional ball valve, order Part Number 9910-130491	35	725	\$660.23	
3300-0087	Remote control unit for Models 9910-D70, D115, D135 & D160. Includes built-in relief valve, 1" barb inlet, each unit is supplied w/ the following hose barb outlets that can be interchanged onto the individual shut-off valves: (3) each 3/8", 1/2" & 3/4" barb outlets	42.5	290	\$545.90	
3300-0088	Same as 3300-0087 & includes manual by-pass lever	42.5	290	\$806.49	
3300-0082	Remote control unit for Model 9910-D250. Unit maintains constant pressure of the system when a boom section is shut off. Includes pressure gauge, relief valve, main shut-off valve, complete by-pass lever, four 3/4" barb outlets w/ individual shut-offs & 1 1/2" barb by-pass	66	290	\$1,627.40	
9910-BMH50	Control unit for Models 9910-DBS110, 140, 160 & DBA110, 140, 160. Includes directional control unit with working pressure regulating valve, single lever for partial or total closure & discharge & glycerine-bath pressure gauge w/ colored dial	41	725	\$550.02	
9910-GH50	Control unit for Models 9910-DBS110, 140, 160, 200 & DBA 110, 140, 160, 200. Includes working pressure regulating valve, by-pass control lever & glycerine-bath pressure gauge with colored dial	52.8	725	\$490.28	
9910-KIT1994	Control unit for Model 9910-GRGI. Includes relief valve, two 3/8" barb outlets & 1/2" barb by-pass	3.5	290	\$138.02	

Power PRO ENGINES

List Price
Please Apply Discount

Part#	Description	Price
2549-0043	2.5HP, 5/8" keyed shaft	\$319.30
2541-0043	5.5HP, 3/4" keyed shaft	\$461.44
2541-0045	6.5HP, 3/4" keyed shaft	\$509.85
2541-0044	5.5HP, 5/8" threaded shaft	\$461.44
2541-0046	6.5HP, 5/8" threaded shaft	\$509.85
2541-0047	9HP, 1" keyed shaft	\$900.22
2541-0056	9HP, 1" keyed shaft, Electric Start	\$1,040.30
2541-0048	13HP, 1" keyed shaft	\$991.89
2541-0049	13HP, 1" keyed shaft, Electric Start	\$1,130.94
2541-0050	13HP, 1" threaded shaft	\$991.89
2541-0051	13HP, 1" threaded shaft, Electric Start	\$1,130.94



NEW

KOHLER®

Call to Inquire



DIAPHRAGM PUMPS

DIAPHRAGM PUMP KITS

HYPRO DIAPHRAGM PUMP KITS			
For Pump Model 9910-	Kit Model Number	Description	Price
D70	9910-KIT1720	Diaphragm Kit (Desmopan)	\$117.83
	9910-KIT2364	Valve Kit	\$185.81
	9910-KIT2365	O-Ring Kit	\$19.54
D115 and D135	9910-KIT1721	Diaphragm Kit (Desmopan)	\$167.68
	9910-KIT2370	Valve Kit	\$276.45
	9910-KIT2026	O-Ring Kit	\$23.79
D160	9910-KIT1730	Diaphragm Kit (Desmopan)	\$207.34
	9910-KIT2374	Valve Kit	\$368.23
	9910-KIT1908	O-Ring Kit	\$41.64
D250	9910-KIT1722	Diaphragm Kit (Desmopan)	\$297.98
	9910-KIT2114	Valve Kit	\$551.77
	9910-KIT1904	O-Ring Kit	\$47.02
D12GRGI	9910-KIT1882	Diaphragm Kit (Desmopan)	\$66.85
	9910-KIT1992	Valve Kit	\$101.69
D503	9910-KIT1881	Diaphragm Kit (Desmopan)	\$97.44
	9910-KIT1987	Valve Kit	\$259.46
	9910-KIT1984	O-Ring Kit	\$37.08
D252 All Versions	9910-KIT1723	Diaphragm Kit (Desmopan)	\$77.33
	9910-KIT2408	Valve Kit	\$59.20
	9910-KIT2409	O-Ring Kit	\$13.60
D30 All Versions	9910-KIT2110	Diaphragm Kit (Buna-N)	\$97.44
	9910-KIT1724	Diaphragm Kit (Desmopan)	\$98.00
	9910-KIT1917	Valve Kit	\$156.35
	9910-KIT1916	O-Ring Kit	\$53.33
D50	9910-KIT2111	Diaphragm Kit (Buna-N)	\$121.23
	9910-KIT1725	Diaphragm Kit (Desmopan)	\$130.30
	9910-KIT1920	Valve Kit	\$177.88
	9910-KIT1919	O-Ring Kit	\$45.89
DBS110, DBS140, DBA110 & DBA140	9910-KIT2444	Diaphragm Kit (Desmopan)	\$106.22
	9910-KIT2445	Valve Kit	\$239.06
	9910-KIT2446	O-Ring Kit	\$26.34
D160, DBS200, DBA160 & DBA200	9910-KIT2456	Diaphragm Kit (Desmopan)	\$142.76
	9910-KIT2374	Valve Kit	\$368.23
	9910-KIT2457	O-Ring Kit	\$29.46
D303	9910-KIT2423	Diaphragm Kit (Desmopan)	\$63.73
	9910-KIT2388	Valve Kit	\$147.29
	9910-KIT2389	O-Ring Kit	\$17.84
D403	9910-KIT2423	Diaphragm Kit (Desmopan)	\$63.73
	9910-KIT2388	Valve Kit	\$147.29
	9910-KIT2389	O-Ring Kit	\$17.84
D813	9910-KIT2479	Diaphragm Kit (Desmopan)	\$124.63
	9910-KIT1963	Valve Kit	\$244.73
	9910-KIT2376	O-Ring Kit	\$63.73
D1064	9910-KIT2480	Diaphragm Kit (Desmopan)	\$147.29
	9910-KIT1964	Valve Kit	\$324.04
	9910-KIT2378	O-Ring Kit	\$79.31
D1265	9910-KIT2100	Diaphragm Kit (Desmopan)	\$273.05
	9910-KIT2024	Valve Kit	\$286.34
	9910-KIT2347	O-Ring Kit	\$51.83
D1554	9910-KIT1734	Diaphragm Kit (Desmopan)	\$257.19
	9910-KIT1965	Valve Kit	\$439.60
	9910-KIT1972	O-Ring Kit	\$284.38
D1516	9910-KIT2113	Diaphragm Kit (Desmopan)	\$242.46
	9910-KIT2053	Valve Kit	\$388.62
	9910-KIT2349	O-Ring Kit	\$61.47